

Objective: TBAT interpret and draw conversion graphs



Met




Partially
Met



Not Met


Work on the following sections:



Section 1



Section 2



Extension

Section 1



- How long should a 120 mile journey take?
- How long should a 270 mile journey take?
- Carlos has spent 1 hour travelling. What distance is he expected to have travelled?
- Rosie has spent 3.5 hours travelling. What distance is she expected to have travelled?

Section 2

A conversion graph to convert between UK pound and South African Rand.

Horizontal axis: UK pound from £0 to 10

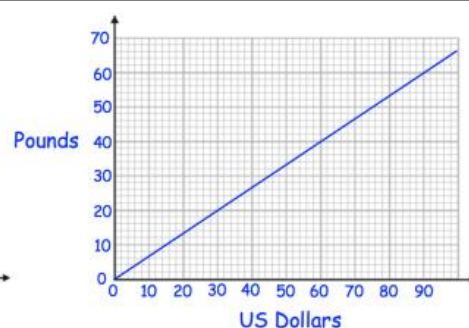
Vertical axis: South African Rand from 0 to 200 Rand

Pounds	0	1	2	3
SA Rand	0	20	40	60

Use your graph to answer the following question:

- How many pounds is 30 SA rand?
- How many SA Rand is £2.50?

Extension



Use the two graphs to convert £800 into Euros