

Objective: To plot quadratic graphs



Met



Partially
Met



Not Met


Work on the following
sections:



section 1

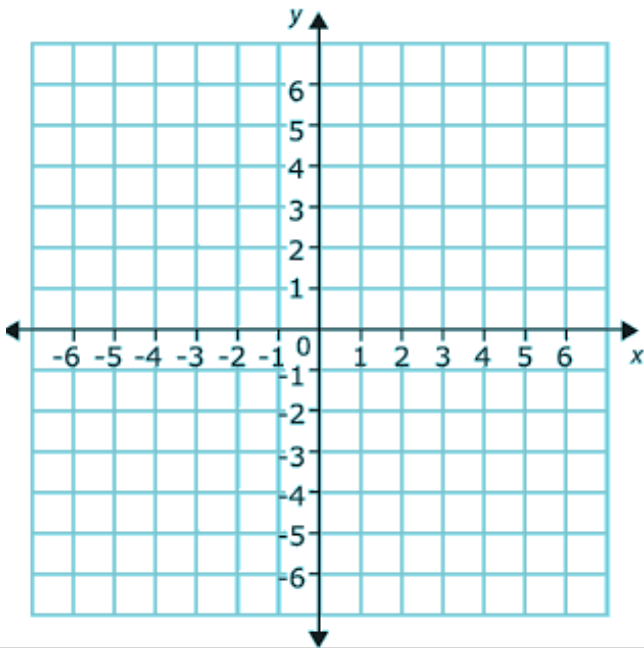


Section 2



Extension

Section 1



Plot the graphs below:

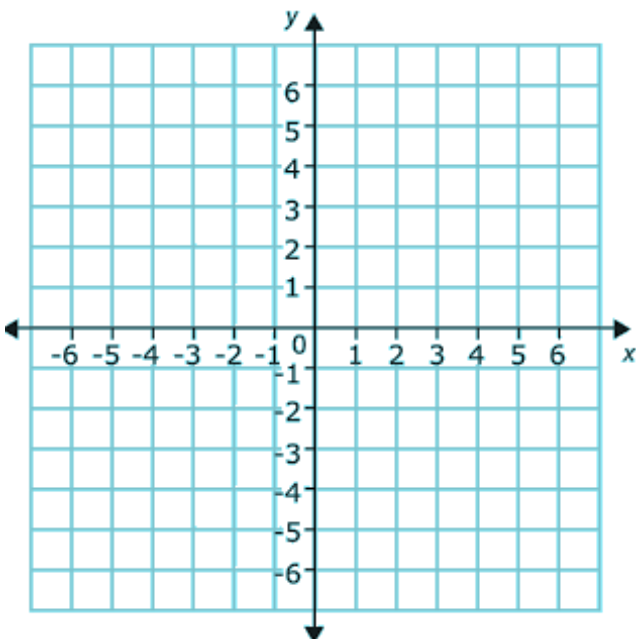
$$y = x^2$$

x	-2	-1	0	1	2
y		1			4

$$y = x^2 + 2$$

x	-2	-1	0	1	2
y			2		6

Section 2



Plot the graphs below:

$$y = 2x^2 - 1$$

X	-2	-1	0	1	2
Y		1			7

$$y = 0.5x^2 + 2$$

X	-2	-1	0	1	2
Y	4			2.5	

Extension

Explain the differences between linear and quadratic graphs.